





COUNTERBALANCED WORKSHOP CRANES



flexibility for YOUR work





Technical Solutions for YOUR work

THE COMPANY

Innovation, reliability, safety, accuracy are our core values.

AxA was founded in 1985 and we have since specialised in constructing hydraulic presses and counterbalanced workshop cranes.

Thanks to our multi-year experience, we can produce technical solutions tailored to meet our customers' special requirements.


We also build on that experience to develop new models, because we strongly believe in innovation.

Before accessing the production phase and acquiring **AxA** mark our prototypes are rigorously tested.

Our long history proves the quality of our made in Italy production. We have been chosen as business partner by well-known companies in Italy and abroad.

We are indeed located in Emilia Romagna, at the heart of the Italian Motor Valley, an area in the North of the Country with centuries-old tradition in the mechanic sector – particularly automotive, that has produced some of the world best Brands.

In this land, rich in technical schools and laboratories, we have grown up surrounded by the nice and unique blend of passion, tradition and innovation.



Innovative, reliable and safe


flexibility for YOUR work

COUNTERBALANCED CRANES

Designed and manufactured by **AxA Group**, these counterbalanced cranes are versatile and innovative. Their excellent build quality is guaranteed by severe controls at each stage of the production process, up to final testing. Their tip-over coefficient is 1,5 higher than max capacity. Components are **Made in Italy** by certified suppliers, and verified through a modern supply chain.

These cranes allow for a vast array of uses, in virtually every industry. They are suitable for placements of load over obstruction, on perimeter protections, narrow openings, machining centers, milling cutters, presses, EDM machines, 3D machines, assembly lines, lathes, etc. Compliant with EU Directive and Health and Safety norms, they are equipped with relief valves that prevent machine overload and

falling of load in the event of hose failures. Easy to maneuver even if fully loaded, they can be moved effortlessly in lanes or confined spaces thanks to their compact structure and small footprint. Ideal for those who are not willing to invest in fixed structures (jib cranes, overhead cranes) and keep their factory layout changeable.



AxA cranes are essential equipment in any workshop



Capacity 200 and 500 kg

01M2 / 01M5 360° SWIVEL MANUAL CRANES MANUAL LIFTING ADJUSTABLE LOWERING SPEED

01M2 and **01M5** are Manual Lifting Cranes (built-in ballast weights) with a 360° revolving jib, suitable for lifting loads up to **500 kg** in line with international safety standards. Easy to handle, with high capacity swivel castors and 360° revolving jib extendible in 4 positions. Very light manual pump for quick lifting; adjustable lowering speed by turning a knob built-in the pump.

The pump is equipped with a pressure relief valve that prevents operating above maximum capacity. Extension jib is also available on demand to increase outreach up to **1360 mm**.

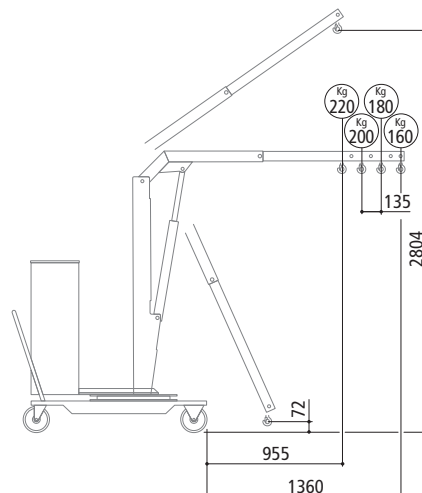
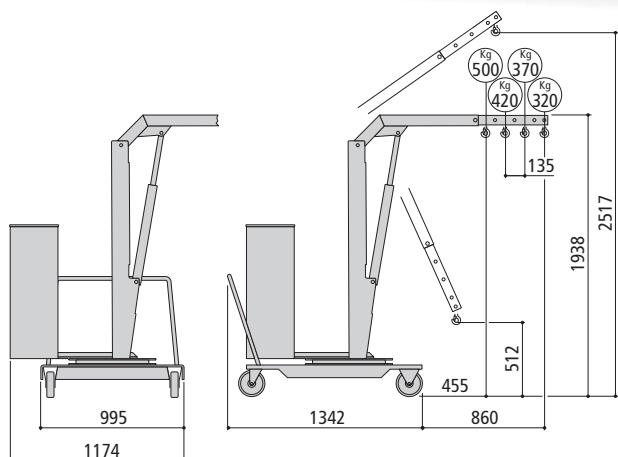


Technical data			
	UM	01M2	01M5
Weight	[kg]	400	600
Max capacity	[kg]	200	500
Max pressure	[Bar]	160	160
Tank capacity	[L]	2	2

Cylinder		
Stroke	Ø	Ø Stem
[mm]	[mm]	[mm]
470	60	40

Outreach and capacity with standard jib			
Position	Lenght	Capacity	
		01M2	01M5
	[mm]	[kg]	
1	455	200	500
2	590	170	420
3	725	150	370
4	860	130	320

Outreach and capacity with extension jib			
Position	Lenght	Capacity	
		01M2	01M5
	[mm]	[kg]	
1	955	92	220
2	1090	85	200
3	1225	78	180
4	1360	71	160





01B2: Single speed lifting and lowering

01B2 / 01B2P 360° SWIVEL ELECTRIC CRANES CAPACITY 200 KG

01B2P: Single speed lifting/infinite adjustment lowering speed

Mod. **01B2/01B2P** are heavy-duty electric lifting cranes (built-in ballast weights) with a 360° revolving jib, suitable for lifting load up to **200 kg** in line with international safety standards.

They come with a pendant control station for electric lifting and lowering, and an emergency button.

Cranes are fitted with traction battery and battery charger.

Small frontal dimension of 995 mm allows to operate in narrow spaces.

Because of light max capacity, these models do not require inspections by certified Boards under Directive 2006/42/CE

Optional extension jib is available to increase outreach up to **1360 mm**

Technical data			
	UM	01B2	01B2P
Weight	[kg]	440	440
Max capacity	[kg]	200	200
Max pressure	[Bar]	100	100
Power	[W]	300	300
Tank capacity	[L]	1,5	1,5


Cylinder		
Stroke	Ø	Ø Stem
[mm]	[mm]	[mm]
470	60	40

Outreach and capacity with standard jib		
Position	Length	Capacity
	[mm]	[kg]
1	455	200
2	590	170
3	725	150
4	860	130


Outreach and capacity with extension jib		
Position	Length	Capacity
	[mm]	[kg]
1	955	92
2	1090	85
3	1225	78
4	1360	71

N° 1 battery (traction type)	[V]	12
	[A]	80
Battery charger	[V]	220
	[A]	12

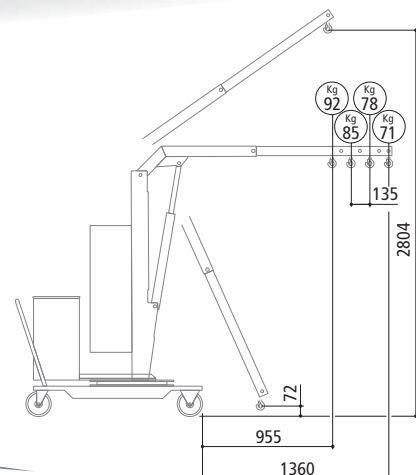
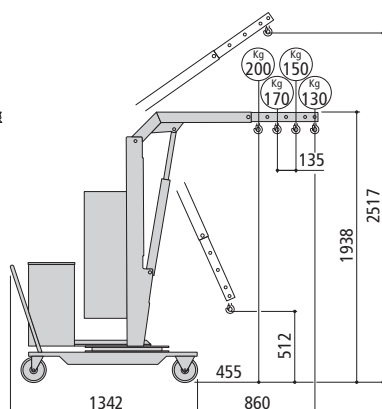
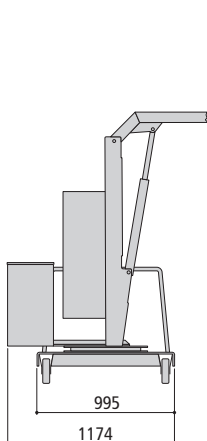
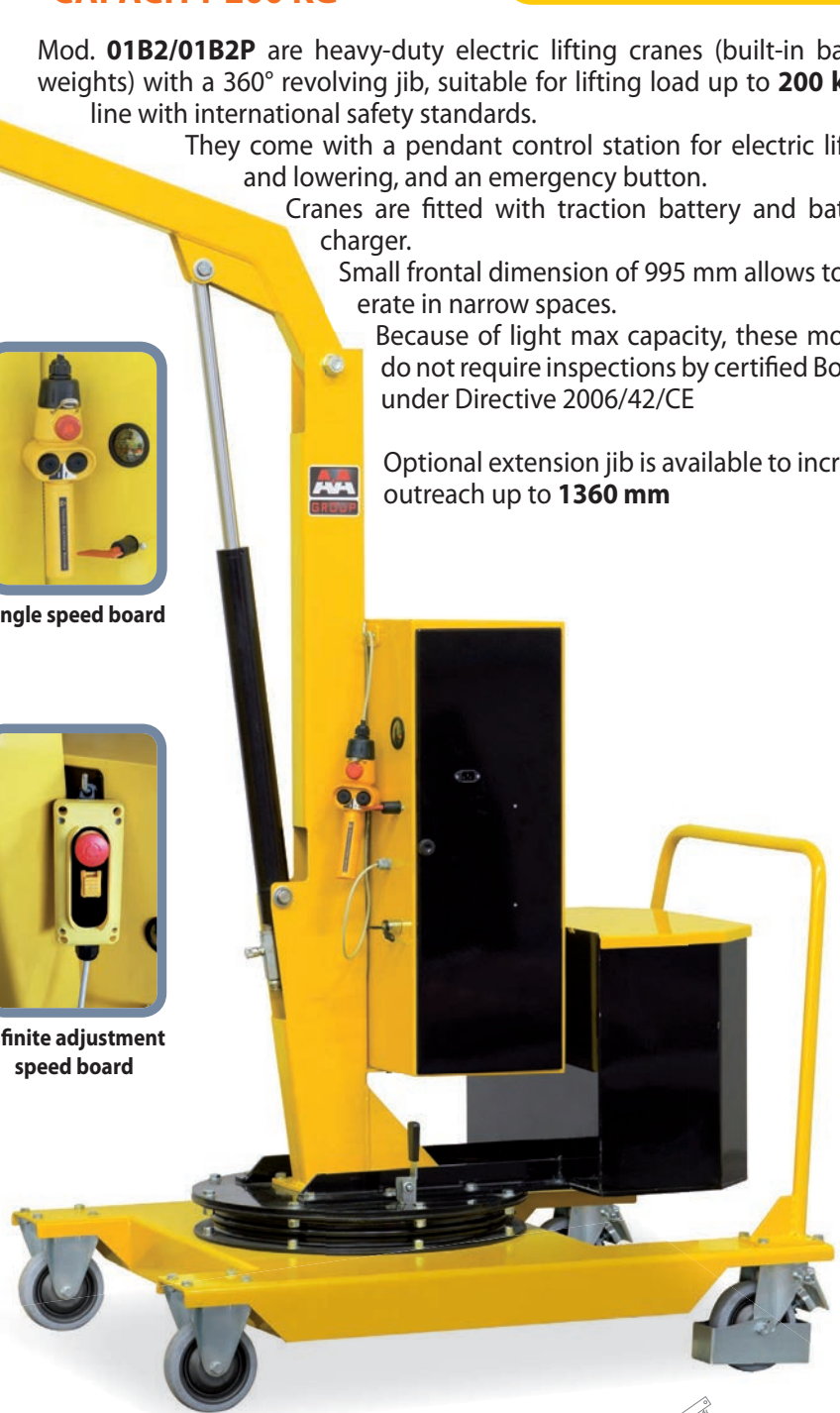
High frequency battery charger, switching technology with noise filter, compliant with EMC regulation.



Single speed board



infinite adjustment speed board





01B5: Single speed lifting and lowering

01B5 / 01B5P 360° SWIVEL ELECTRIC CRANES CAPACITY 500 KG

01B5P: Single speed lifting/infinite adjustment lowering speed

Mod. **01B5/01B5P** are heavy-duty electric lifting cranes (built-in ballast weights) with a **360°** revolving jib, suitable for lifting load up to **500 kg** in line with international safety standards.

They come with a pendant control station for electric lifting and lowering, and an emergency button. Cranes are fitted with traction battery and battery charger.

Small frontal dimension of **995 mm** allows to operate in narrow spaces. Optional extension jib is available to increase outreach up to **1360 mm**.

Cylinder		
Stroke	∅	∅ Stem
[mm]	[mm]	[mm]
470	60	40

Technical data			
	UM	01B5	01B5P
Weight	[kg]	640	640
Max capacity	[kg]	500	500
Max pressure	[Bar]	160	160
Power	[W]	300	300
Tank capacity	[L]	1,5	1,5

Outreach and capacity with standard jib		
Position	Lenght	Capacity
	[mm]	[kg]
1	455	500
2	590	420
3	725	370
4	860	320

Outreach and capacity with extension jib		
Position	Lenght	Capacity
	[mm]	[kg]
1	955	220
2	1090	200
3	1225	180
4	1360	160

N° 1 battery (traction type)	[V]	12
	[A]	80

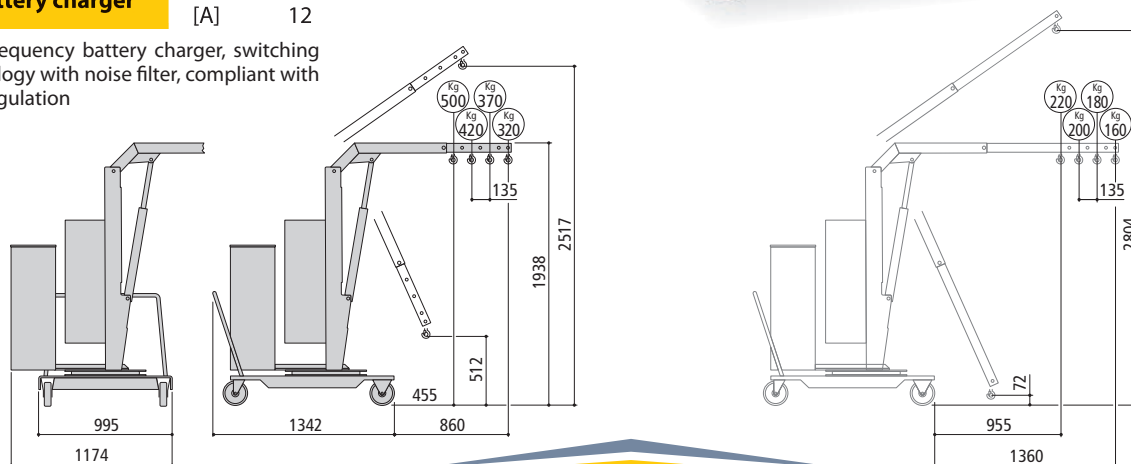
Battery charger	[V]	220
	[A]	12

High frequency battery charger, switching technology with noise filter, compliant with EMC regulation



Single speed board

infinite adjustment speed board





01B2SE Capacity 200 kg
Adjustable Speed

01B2SE / 01B5SE 360° SWIVEL ELECTRIC CRANES POWER BOOM

01B5SE Capacity 500 kg
Adjustable Speed

Mod. **01B2SE/01B5SE** are heavy-duty electric lifting cranes (built-in ballast weights) with a **360°** revolving jib, suitable for lifting load up to **500 kg** in line with international safety standards.

Equipped with a 4 function electric distributor for jib lifting/lowering/extension and retraction.

Lowering occurs in off mode.

Speed is adjustable in all motions of the jib, for very precise placements.

Cranes are fitted with traction battery and battery charger.

Small frontal dimension of **995 mm** allows to operate in narrow spaces.



Optional extension jib is available to increase outreach up to **1330 mm**.

Equipped with 4-function distributor:

- jib lifting,
- jib lowering,
- jib extension,
- jib retraction.

Technical data

	UM	01B2SE	01B5SE
Weight	[kg]	445	645
Max capacity	[kg]	200	500
Max pressure	[Bar]	100	160
Power	[W]	300	300
Tank capacity	[L]	1,5	1,5

Cylinder

Stroke	Ø	Ø Stem
[mm]	[mm]	[mm]
470	60	40

Outreach and capacity with standard jib

Position	Lenght	Capacity	
		01B2SE	01B5SE
	[mm]	[kg]	
-	485 ~ 885	200~130	500~320

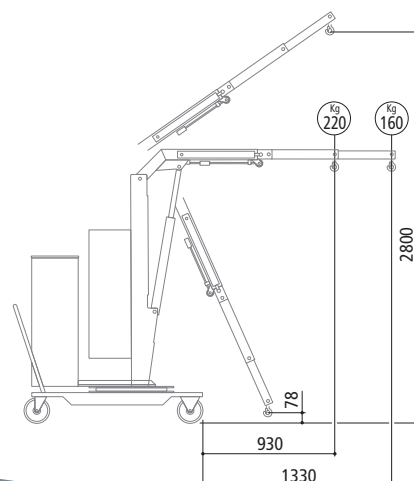
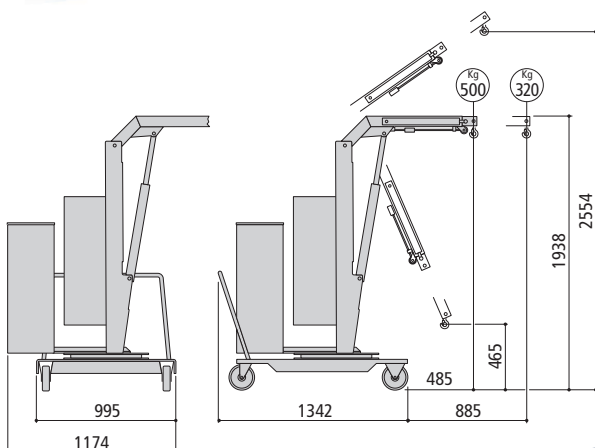
Outreach and capacity with extension jib

Position	Lenght	Capacity	
		01B2SE	01B5SE
	[mm]	[kg]	
-	930 ~ 1330	92~71	220~160

N° 1 battery (traction type) [V] 12
[A] 80

Battery charger [V] 220
[A] 12

High frequency battery charger, switching technology with noise filter, compliant with EMC regulation





Capacity 1000 kg

GZ1000 MANUAL CRANES MANUAL LIFTING /ADJUSTABLE LOWERING SPEED

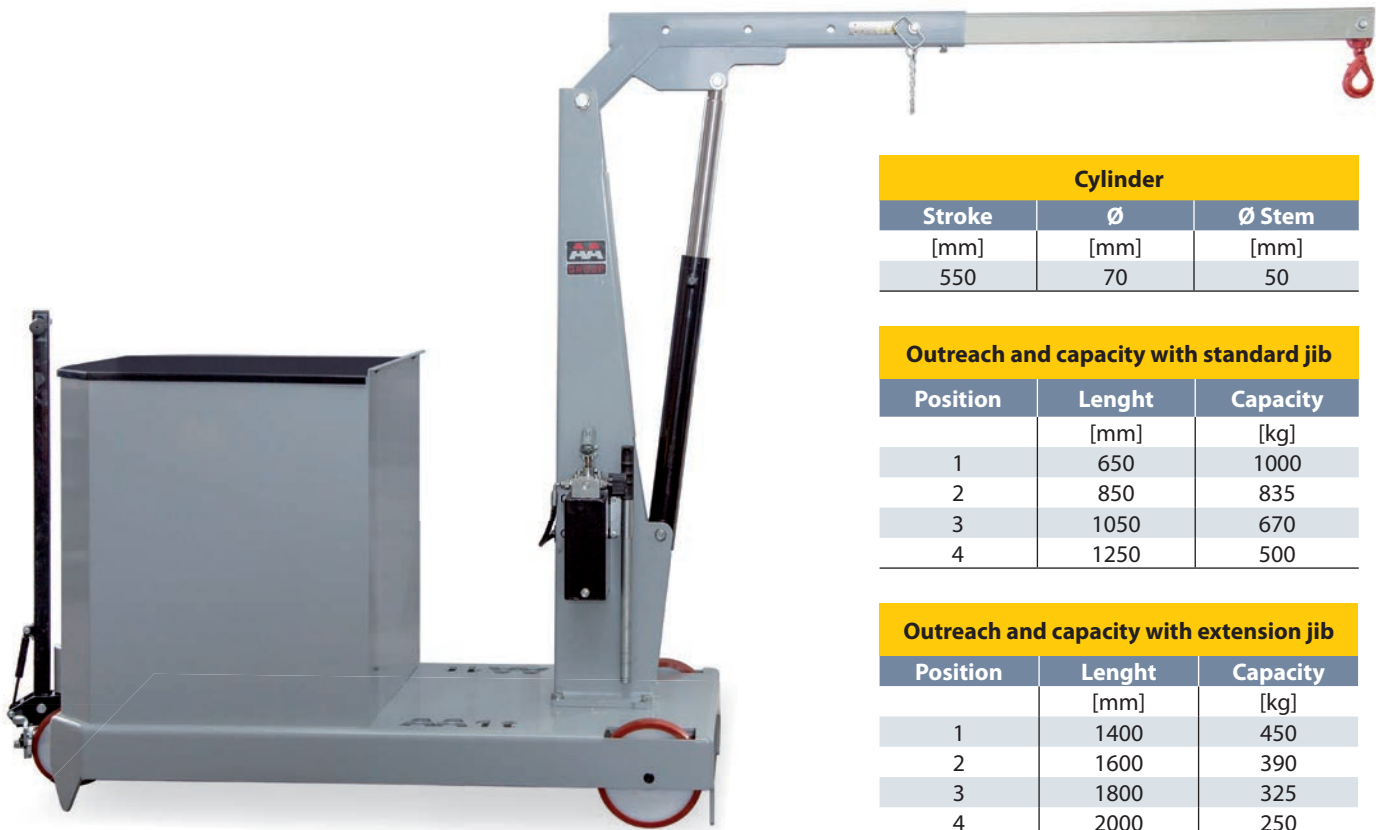
Mod. **GZ1000** is a manual lifting crane (built-in ballast weights) suitable for lifting load up to **1000 kg** in line with international safety standards.

Easy to handle even if fully loaded, equipped with two frontal wheels Ø 200 mm and rear swivel castors Ø250 mm.

Very light manual pump for quick lifting; adjustable lowering speed by turning a knob built-in the pump.

Jib is extendible in 4 positions and optional extension is available on demand to reach up to 2000 mm of distance.

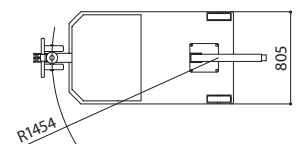
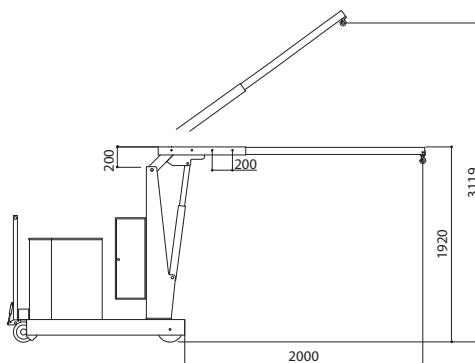
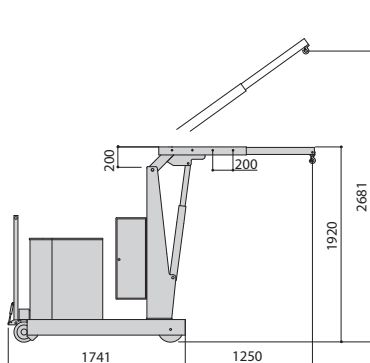
Technical data		
	UM	GZ1000
Weight	[kg]	1150
Max capacity	[kg]	1000
Max pressure	[Bar]	95
Tank capacity	[L]	3



Cylinder		
Stroke	Ø	Ø Stem
[mm]	[mm]	[mm]
550	70	50

Outreach and capacity with standard jib		
Position	Lenght	Capacity
	[mm]	[kg]
1	650	1000
2	850	835
3	1050	670
4	1250	500

Outreach and capacity with extension jib		
Position	Lenght	Capacity
	[mm]	[kg]
1	1400	450
2	1600	390
3	1800	325
4	2000	250





Single speed lifting and lowering

GZ1000B ELECTRIC CRANES SINGLE SPEED LIFTING AND LOWERING

Capacity 1000 kg


Mod. **GZ1000B** is an electric lifting crane (built-in ballast weights) suitable for lifting load up to **1000 kg** in line with international safety standards.

Easy to handle even if fully loaded, equipped with two frontal wheels Ø 200mm and rear swivel castors Ø250mm.

It comes with a pendant control station for electric lifting and lowering, and an emergency button. Crane is fitted with traction battery and battery charger.

Small frontal dimension of 805 mm allows to operate in narrow spaces.

Jib is extendible in 4 positions and optional extension is available on demand to reach up to **2000 mm** of distance.



Technical data GZ1000B

	UM	GZ1000B
Weight	[kg]	1150
Max capacity	[kg]	1000
Max pressure	[Bar]	95
Tank capacity	[L]	3

Cylinder

Stroke	Ø	Ø Stem
[mm]	[mm]	[mm]
550	70	50

Outreach and capacity with standard jib

Position	Lenght	Capacity
	[mm]	[kg]
1	650	1000
2	850	835
3	1050	670
4	1250	500

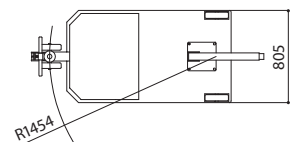
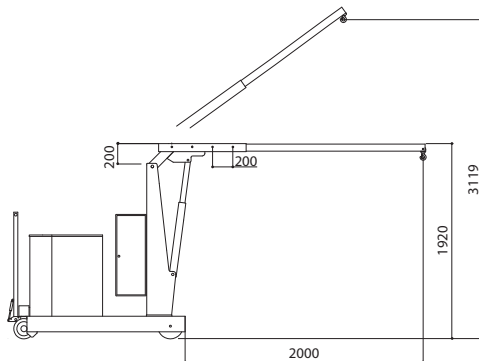
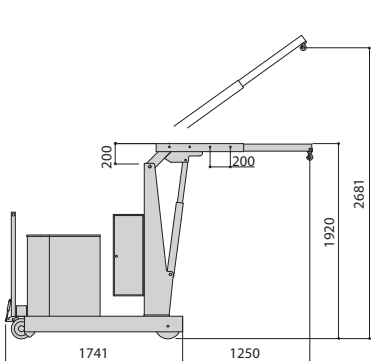
Outreach and capacity with extension jib

Position	Lenght	Capacity
	[mm]	[kg]
1	1400	450
2	1600	390
3	1800	325
4	2000	250

N° 1 battery (traction type)	[V]	12
	[A]	80

Battery charger	[V]	220
	[A]	12

High frequency battery charger, switching technology with noise filter, compliant with EMC regulation





GZ1000BP

ELECTRIC CRANES SINGLE SPEED LIFTING / INFINITE ADJUSTMENT LOWERING SPEED

Capacity 1000 kg

Single speed lifting/infinite
adjustment lowering speed

Mod. **GZ1000BP** is an electric lifting crane (built-in ballast weights) suitable for lifting load up to **1000 kg** in line with international safety standards.


Easy to handle even if fully loaded, equipped with two frontal wheels Ø 200 mm and rear swivel castors Ø 250 mm.

It comes with a pendant control station for electric lifting and lowering, and an emergency button.

Crane is fitted with traction battery and battery charger.

Small frontal dimension of 805 mm allows to operate in narrow spaces.

Jib is extendible in 4 positions and optional extension is available on demand to reach up to **2000 mm** of distance.



Technical data

	UM	GZ1000BP
Weight	[kg]	1150
Max capacity	[kg]	1000
Max pressure	[Bar]	95
Tank capacity	[L]	3

Cylinder

Stroke	Ø	Ø Stem
[mm]	[mm]	[mm]
550	70	50

Outreach and capacity with standard jib

Position	Length	Capacity
	[mm]	[kg]
1	650	1000
2	850	835
3	1050	670
4	1250	500

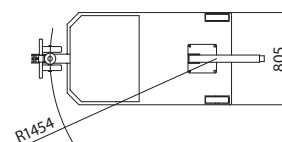
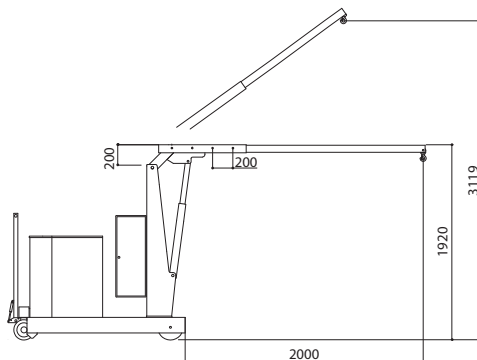
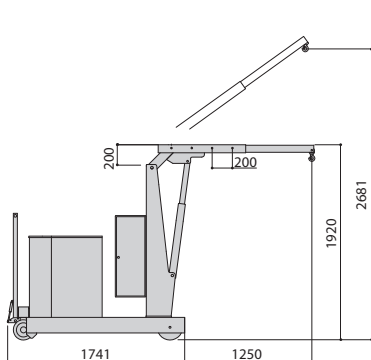
Outreach and capacity with extension jib

Position	Length	Capacity
	[mm]	[kg]
1	1400	450
2	1600	390
3	1800	325
4	2000	250

N° 1 battery	[V]	12
(traction type)	[A]	80

Battery charger	[V]	220
	[A]	12

High frequency battery charger, switching technology with noise filter, compliant with EMC regulation.





Adjustable Speed

**GZ1000BSE
ELECTRIC CRANES
ADJUSTABLE SPEED**

Capacity 1000 Kg

Mod. **GZ1000BSE** is an electric lifting crane (built-in ballast weights) suitable for lifting load up to **1000 kg** in line with international safety standards.

Easy to handle even if fully loaded, equipped with two frontal wheels Ø 200 mm and rear swivel castors Ø250 mm.

Fitted with a 4 function electric distributor for jib lifting/lowering/extension and retraction.

Lowering occurs in off mode.

Speed is adjustable in all motions of the jib, for very precise placements.

It comes with traction battery and battery charger.

Small frontal dimension of 805 mm allows to operate in narrow spaces. Optional extension jib is available to increase outreach up to **2000 mm**.



Technical data		
	UM	GZ1000BSE
Weight	[kg]	1195
Max capacity	[kg]	1000
Max pressure	[Bar]	95
Tank capacity	[L]	3

Cylinder		
Stroke	Ø	Ø Stem
[mm]	[mm]	[mm]
550	70	50

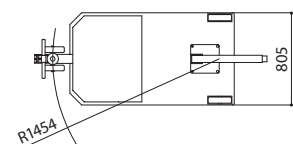
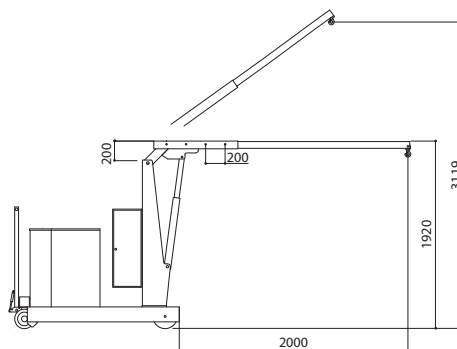
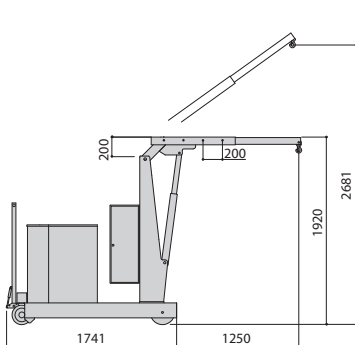
Outreach and capacity with standard jib		
Position	Length	Capacity
	[mm]	[kg]
-	650 ~ 1250	1000 ~ 500

Outreach and capacity with extension jib		
Position	Length	Capacity
	[mm]	[kg]
-	1400 ~ 2000	450 ~ 250

N° 1 battery (traction type)	[V]	12
	[A]	80

Battery charger	[V]	220
	[A]	12


High frequency battery charger, switching technology with noise filter, compliant with EMC regulation.





COUNTEBALANCED CRANES


AxA counterbalanced cranes are manufactured with great attention to details; the range is wide, from fully manual models to fully motorized.



Manual pump with regulator knob



Electro-Hydraulic jib




Revolving wheel with rotation lock lever



Front wheel




Steering wheel with brake




Twin revolving steering wheels




High frequency battery charger




Detail of the cylinder



Push-buttons board



Handles



Eyebolts

UNDERHOOK ACCESSORIES AND CUSTOMISATION

Our cranes can be fitted with many undertook accessories to perform a variety of tasks. AxA provides customized solutions on client's specific requirements.




Electric winch



Manual winch



Pallets




Cans



Spreader bars




Dynamometers



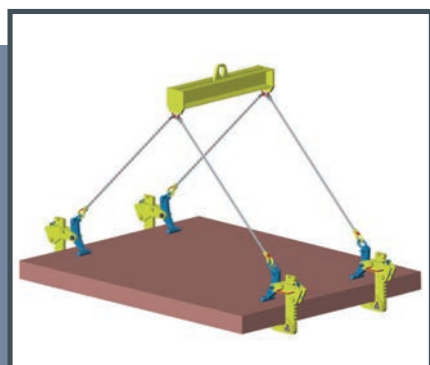
Hooks



Permanent magnets




Pincers





Custom lifts



Removable ballasts



Bars for cart handling





Dealer Benelux
VDH-Machines
Lifting & Transport Equipment
Duinberg 28
B-2470 Retie
tel: +32 (0) 14 411 174
tel: +31 (0) 613 280 886
info@vdh-machines.com
www.vdh-machines.com

AxA Group Srl reserves the right to make changes to its products at any time and without prior notice, while ensuring in any case the performances requested by the Customer. Pictures and technical data of the products listed on price lists, websites and catalogs published by AxA Group Srl are not binding as we reserve the right to make changes necessary for the continuous development and improvement of our products.



A x A Group Srl

Via Morandi, 21 • 40060 Toscanella di Dozza (Bologna) • Italy

Tel. + 39 0542673434 • Fax + 39 0542673080

info@axa-italia.com



www.axa-italia.com